

## BETON PARKE ve ÇİM TAŞLARI

### ■ Aşık Taşı

Ebat: h=6 - 8 / l=20 / w=16,5  
Ad/Kg: 6 cm:3,8 / 8 cm:5,1  
Ad/m<sup>2</sup>: 36



### ■ Dikdörtgen Taş

10x20 cm.  
Ebat: h=6 - 8 / l=20 / w=10  
Ad/Kg: 6 cm:2,7 / 8 cm:3,7  
Ad/m<sup>2</sup>: 50



20x30 cm.  
Ebat: h=6 / l=20 - w=30  
Ad/Kg: 7,8  
Ad/m<sup>2</sup>: 16,6



### ■ Küp Taşı

5x5 cm.  
Ebat: h=6 / l=5 / w=5  
Ad/Kg: 0,3  
Ad/m<sup>2</sup>: 400



10x10 cm.

Ebat: h=6 - 8 / l=10 / w=10  
Ad/Kg: 6 cm:1,3 / 8 cm:1,8  
Ad/m<sup>2</sup>: 100



### ■ Begonit Beton Granit

Ebat: h=6 / l=??? / w=???  
Ad/Kg: 0,94  
Ad/m<sup>2</sup>: 136



### ■ Sekizgen Taş

Ebat: h=8 / l=24 / w=24  
Ad/Kg: 8,8  
Ad/m<sup>2</sup>: 17



### ■ "S" Taşı

Ebat: h=8 / l=22 / w=11  
Ad/Kg: 4,5  
Ad/m<sup>2</sup>: 39




### ■ Kare Taş

20x20 cm.  
Ebat: h=6 - 8 / l=20 / w=20  
Ad/Kg: 6 cm:5,3 / 8 cm:7,2  
Ad/m<sup>2</sup>: 25



### ■ Kare Taş L

Ebat: h=6 - 8 / l=20 / w=20  
Ad/Kg: 6 cm:5,1 / 8 cm:6,7  
Ad/m<sup>2</sup>: 25



30x30 cm.

Ebat: h=6 - 8 / l=30 / w=30  
Ad/Kg: 6 cm:11,8 / 8 cm:17  
Ad/m<sup>2</sup>: 11,1



### ■ Kesik "I" Taşı

Ebat: h=8 / l=23,5 / w=16  
Ad/Kg: 5,1  
Ad/m<sup>2</sup>: 35



### ■ Üçgen Taş

Ebat: h=8 / l=28 / w=24  
Ad/Kg: 8,5  
Ad/m<sup>2</sup>: 21



### ■ Çim Taşı

20x20 cm.  
Ebat: h=8 / l=20 / w=20  
Ad/Kg: 5,8  
Ad/m<sup>2</sup>: 25



40x60 cm.


Ebat: h=8 / l=60 / w=40  
Ad/Kg: 29  
Ad/m<sup>2</sup>: 4,16



## BORDÜR ve OLUKLAR

### ■ Park Bordürü

Ebat: h=18 / l=70 / w=9,5 - 7,5  
Ad/Kg: 27  
Ad/m<sup>2</sup>: 1,42



### ■ Bahçe Bordürü

Ebat: h=21 / l=50 / w=10 - 7  
Ad/Kg: 23  
Ad/m<sup>2</sup>: 2



### ■ Otopark Bordürü

Ebat: h=25 / l=60 / w=12 - 10  
Ad/Kg: 40  
Ad/m<sup>2</sup>: 1,66



### ■ Yol Bordürü

K.Karayolu Bordürü  
Ebat: h=30 / l=70 / w=15 - 12  
Ad/Kg: 69  
Ad/m<sup>2</sup>: 1,42



### ■ Refüj Bordürü

Ebat: h=30 / l=50 / w=28 - 10  
Ad/Kg: 85  
Ad/m<sup>2</sup>: 2



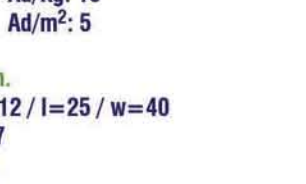
### ■ B.Karayolu Bordürü

Ebat: h=30 / l=70 / w=18 - 15  
Ad/Kg: 84  
Ad/m<sup>2</sup>: 1,42



### ■ Drenaj Oluğu

20x30 cm.  
Ebat: h=12 / l=20 / w=30  
Ad/Kg: 16  
Ad/m<sup>2</sup>: 5



25x40 cm.  
Ebat: h=12 / l=25 / w=40  
Ad/Kg: 27  
Ad/m<sup>2</sup>: 4


### ■ Ayırma Bordürü

Ebat: h=20 / l=50 / w=10  
Ad/Kg: 25  
Ad/m<sup>2</sup>: 2



### ■ Ü. Tip Oluklu Bordür

Ebat: h=18 / l=20 / w=30  
Ad/Kg: 15,5  
Ad/m<sup>2</sup>: 5



### ■ T. Tip Oluklu Bordür


Ebat: h=17 - 12 / l=20 / w=33  
Ad/Kg: 16  
Ad/m<sup>2</sup>: 5



## DUVAR ELEMANLARI ve DİĞER ÜRÜNLER

### ■ Set Çiçekliği

Ebat: h=30 / l=50 / w=43 - 5  
Ad/Kg: 46  
Ad/m<sup>2</sup>: 8/m<sup>2</sup>



### ■ Dikdörtgen Çiçeklik

50x30 cm.  
Ebat: h=26 / l=50 / w=30  
Ad/Kg: 47  
Ad/m<sup>2</sup>: 8/m<sup>2</sup>



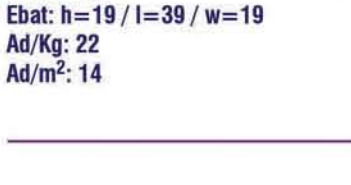
### ■ Desenli Dekor Blok

Ebat: h=11 / l=44 / w=20  
Ad/Kg: 17  
Ad/m<sup>2</sup>: 21



### ■ Fugalı Bloктаş

39x19 cm.  
Ebat: h=19 / l=39 / w=19  
Ad/Kg: 22  
Ad/m<sup>2</sup>: 14




### ■ Kıрма Bloктаş

39x19 cm.  
Ebat: h=19 / l=39 / w=19  
Ad/Kg: 19  
Ad/m<sup>2</sup>: 14



### ■ Kot Taşı

Ebat: h=13 / l=25 / w=13  
Ad/Kg: 8,2  
Ad/m<sup>2</sup>: 8,33



### ■ Şev Taşı

Ebat: h=20 / l=29 / w=36  
Ad/Kg: 32  
Ad/m<sup>2</sup>: 3,44



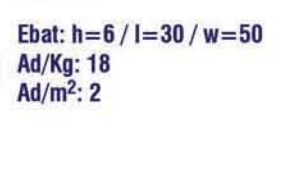
### ■ Beton Basamak

Ebat: h=6 / l=100 / w=40  
Ad/Kg: 68  
Ad/m<sup>2</sup>: 2



### ■ Harpuştа

Ebat: h=6 / l=25 / w=50  
Ad/Kg: 15  
Ad/m<sup>2</sup>: 2



Ebat: h=6 / l=30 / w=50  
Ad/Kg: 18  
Ad/m<sup>2</sup>: 2